

Video CD on CD-i release 4.1 supports extended PSD

With this configurable program, you as a publisher can meet the Video CD 2.0 (White Book) requirement for your Video CD titles to play on CD-i players. Video CD on CD-i release 4.1 supports the mandatory part of the Video CD 2.0 standard and all the PSD options (also called Play Back Control) including the extended PSD option. This allows browsing through the On-Screen Video CD menu's by simple point

and click operations. Video CD on CD-i release 4.1 supports multi-volume and multi-lingual subtitling support (roman alphabet) on CD-i players.

- Easy operation via On-Screen selection of menu functions by simple point and click.
- Support of MPEG stills, MPEG A/V sequences and CD-DA tracks.
- Video CD 2.0 extended PSD

support for sophisticated menus constructions.

- Full play control including pause, fast/step forward/reverse and slow motion.
- Video CD on CD-i is included in Video CD authoring tools from various suppliers.



Video CD uses the Compact Disc Medium to play full screen motion video and still pictures associated with high-quality sound. The pictures, motion video and sound are coded according to the MPEG standard ISO 11172.

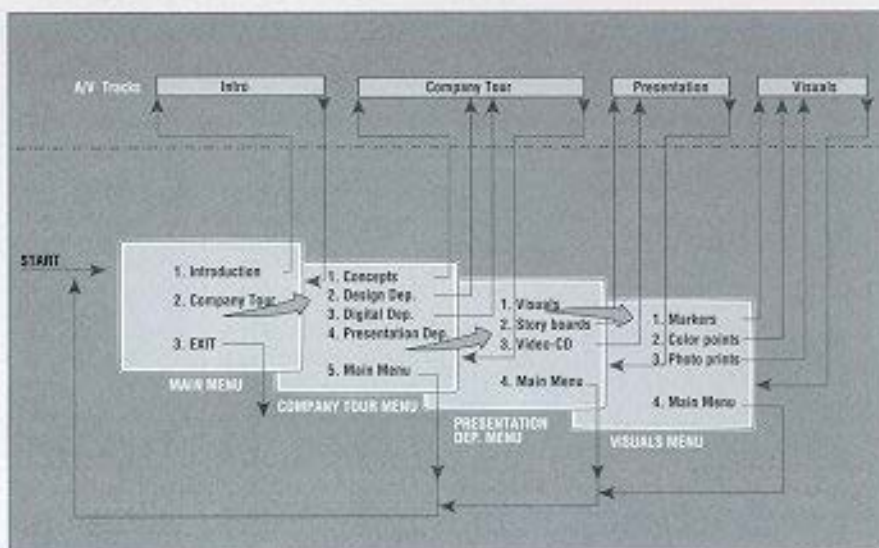


PHILIPS

Let's make things better.

Your Video CD title

All Video CD discs must carry a CD-i application program to allow them to run on CD-i players. This is a mandatory requirement of the Video CD specification. "Video CD on CD-i release 4.1" is the latest release of that program. It has been specially designed by Philips to allow easy creation of Video CD titles and to flexibly address the specific needs of both publishers and end-users. It presents the fullest range of Video CD menu features. And most importantly it is simple to use and easy to learn.



Menu example

"Video CD on CD-i release 4.1" is fully compatible with the Video CD 2.0 specifications and it supports all the Extended PSD options. You can use the program just as supplied for simple playback of your MPEG 1 video and audio assets. Alternatively you can enhance it with multi-level menus. Information screens and Compact Disc Digital Audio can be included as well.

Menu functions

Video CD 2.0 menu functions support:

- Both still images and motion video for selection screens;
- Up to 99 selections per menu;
- Over 100 menus screens per disc;
- Default selections;
- Time out conditions;
- Next, Previous and Return functions;
- Selections depending on the actual place in the video;
- Selections via on-screen point and select and via numbers.

A menu selection can activate another menu selection or play:

- MPEG sequences;
- Parts of MPEG sequences;
- A sequence of high quality stills optionally with audio;
- A Compact Disc Digital Audio track. CD audio players will play such tracks only.

The settings function

Through the settings function, you can offer the end-user:

- Selection of either audio channel (for 2-channel discs);
- Position the video to compensate possible Video off-sets with particular TV-sets. Adjustment results are stored in the CD-i player;
- Select the preferred language for Multi-lingual subtitling.



Video CD discs using this application are fully compatible with all Video CD players as well as all CD-i players with a digital video extension

Multi-volume support

Feature films play for longer than the 70 minute maximum disc playing time, and are carried out on multi-volume (usually 2 discs) albums. This function takes out the hassle of multi-volume playback. No reset is required between discs. For changer-type players, disc change is automatic. And for single disc players and "open tray" command and a "change disc message" are generated.

Multi-lingual subtitling

The same MPEG-1 Video material can be used for several (roman alphabet) languages. Just add as many subtitles and files as you need and let the user make a choice. A four colour character font (foreground, background, shadow and anti-alias) is included as standard. This function is only available on CD-i players.

Benefits for your customers

Full play control with plenty of variety: All your titles will offer full on screen play control, accompanied by local or remote control facilities. With menu functions you can present your customers with all kinds of interesting variations in presentation and function.

Simple use:

The simple on-screen Video CD control offered by a CD-i player will be appreciated by all users. In combination with touch screens it is a perfect match for your customers Point-Of-Sale or Point-Of-Information needs. Time out conditions proved to be an attractive feature for titles playing unattended. User convenience messages: The program automatically displays warning messages in English, French and Japanese if a player has no digital video functionality or if a disc is to be changed or if disc

errors indicate that the disc may be dirty.

Compatibility

Video CD is based on the CD-i bridge format. This allows Video CD discs to be played on a range of playback platforms including CD-i players, Video CD players and computer platforms with an MPEG board and/or software and a CD-ROM-XA.

Video CD discs will play on PAL as well as NTSC-based playback equipment without any problem. Due to pixel aspect ratio differences the MPEG sequences, however, are optimised, either for PAL or NTSC. Some Video CD playback equipment might not be able to support the (extended) PSD features of the Video CD 2.0 standard. In this case the video material is shown without the menus.

Complementary software


Video CD on CD-i 4.1 is just one of the software packages integrated already by several suppliers to help you produce Video CD titles easily, efficiently and economically. Sophisticated easy to use tools are available for encoding, authoring and disc building. They can help you create your own discs in a matter of hours. Verifiers are specially constructed to simplify both your incoming asset acceptance and disc release procedure. Our test discs are used for Video CD players in development and production and as an example of PSD possibilities.

On-screen controls

- To activate any on-screen button, move your cursor over the control. Press action button 1 (*) to activate the indicated function;
- To display or remove the on-screen control bar, press action button 2 (+/-).

Main control bar


Pause Fast Reverse Fast Forward Options Play Previous Next Stop



Pause: Pause the current sequence and go to the slow motion control bar
Fast Forward/Reverse: Fast Forward/Reverse
Options: Go to options control bar
Play: Take default selection
Previous: Go to previous menu or video
Next: Go to next menu or video
Stop: Go back to previous menu

Slow motion control bar


Continue Stop Reverse Stop Forward Slow Motion Play Previous Next Stop



Continue: Resume playing the current sequence and return to the Main control bar
Stop Forward/Reverse: Stop Forward/Reverse
Slow Motion: Slow motion
Play: Take default selection
Previous: Go to previous menu or video
Next: Go to next menu or video
Stop: Go back to previous menu

Numeric selection bar


1 2 3 4 5 6 7 8 9 0 Play Previous Next Stop



1-9: To select a menu item by number
Play: Take default selection
Previous: Go to previous menu or video
Next: Go to next menu or video
Stop: Go back to previous menu

Option control bar

Settings Play Resume Exit



Settings: Position video screen, audio/language setting
Play: Start playing from the begin
Resume: Resume playing the last sequence
Exit: Ends the application