


CD-i

**FULL
MOTION
VIDEO**

FULL MOTION VIDEO



*Technical
Aspects*



PHILIPS

The Main Menu

The Main Menu looks like the entrance hall of a cinema.

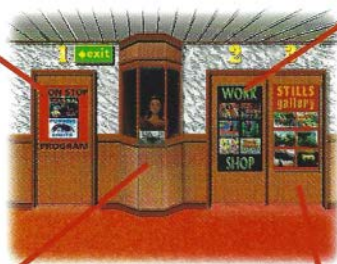
Here, you can make the following choices:

Door 1: **Non-Stop Program**

Activates a continuous play of two CD-i Full motion video sequences.

Booth

Brief information about the contents of the disc.



Door 2: **Workshop**

This choice gives access to an interactive demonstration of CD-i full motion video. Hands on.

Door 3: **Stills Gallery**

This choice gives access to a gallery of still pictures coded in the Full Motion format.


➤ Position the cursor on your choice and click action button 1 of your pointer device. Throughout this disc, action button 1 of your pointer device is used to select or confirm an action, while action button 2 is used as a cancel, undo or go back ■

The Non-Stop Program



The non-stop program plays continuously a video clip of **Bananarama** (Love, Truth & Honesty) and a fragment of the Philips Promotional film "**Pushing the limits**". Intended for exhibitions and the like. To skip the sequence, push action button 1. The program can be interrupted by pushing action button 2 of the pointing device: the main menu is displayed again.

The Workshop



The "workshop" demonstrates the technical aspects and features of CD-i Full Motion Video. When you enter the workshop from the main menu, the screen shows a corridor with two doors, called "Film cabinet" and "Edit Room". The "**Film Cabinet**" gives access to a number of video sequences you can select from for playing. The "**Edit Room**" gives access to a number of special features of CD-I Full Motion video. Position the cursor on the door of your choice and click action button 1 of your pointer device. To return to the main menu, click on the "Hall" sign.





Venetian Masks

A show of fine masks in the decor of Venice, with excellent music of Vivaldi.



Bananarama

A video-clip with high-quality sound of the song "Love, Truth & Honesty" of this famous group.



Pushing the limits

A fragment of the Philips promotional film "Pushing the Limits".

The Film Cabinet



When you enter the film cabinet, the screen shows a mosaic of video sequences to choose from.



Nature

Magnificent nature-shots filmed by the famous Dutch film-producer Bert Haanstra. With of course high-quality sound.



Explorer

An adventurous trip of a young couple in Hawaii. Of course they make video recordings of their trip (using the best camera you can buy). With high-quality sound.



Mountain Bike

A champion mountain biker shows his skills in the French Alps. A magnificent sequence with high quality sound.




Dire Straits

A video-clip of the song "Calling Elvis" by this famous British band. You will meet old acquaintances.



Ski

A whirling demonstration of what skilled athletes can do with a snowboard. A sequence with high quality sound.



The **control bar** gives you familiar video-recorder like controls like: fast forward, fast backward, pause, play, stop, continue, slow-motion, freeze and single step. An **indicator** just below the control bar shows the time-progress of the sequence. Click anywhere in this time-indicator and the sequence immediately jumps to that position and continues from there on.

➤ To select a sequence, position the cursor on your choice and click action button 1 of your pointing device. To return to the main menu, click on the "RETURN" icon. ■

➤ Upon play of a sequence, a control bar can be displayed at the bottom of the screen by pushing action button 1. To remove the bar again, position the cursor outside the control bar and click action button 1. ■

Edit Room

When you enter the edit room a control panel is displayed. The control panel allows you to select a special feature of CD-i full motion video.



Seamless Jump

An example of "interactive video". A symphony orchestra conductor returns from a concert in his

dressing room. He plays back a recording of his concert on a video recorder: the concert is displayed on a TV screen. End of story. Alternative story: When the conductor turns on his video recorder your CD-i screen displays a "hand". When you click action button 1 now, you see the conductor's remembrance of the concert: instead of the recording of the concert, the scene switches to the concert itself.

Play Control

A sequence is shown with a control bar at the bottom of the screen. The control bar offers video recorder like features, such as fast



forward/backward, pause, play, stop, continue, freeze, slowmotion, single step.



Window over Full Motion

Shows how with simple means a surprising effect can be obtained. A full motion sequence is shown through a

window. The window can be dragged by positioning the cursor somewhere in the window, holding action button 1 down, and releasing it on the destination position. By positioning the cursor on a corner of the window and holding action button 1 down while moving the cursor, you can resize the window. The shape of the cursor indicates the action you perform.

Video Loop

Short CD-i Full Motion sequences can also be played from the players memory, instead of from disc. This offers the possibility



to "loop" the sequence. This is demonstrated by a short stream of cars, which by looping is transformed into an endless stream.



Image Ratio Vertical

This feature shows the versatility of CD-i full motion: a video sequence can be resized (at

encoding time) such that it is expanded in vertical direction, and contracted in horizontal direction. Click on the arrow-buttons shown on the screen and you can scroll vertically through the full motion image.

Other Planes

Demonstrates some effects you can obtain by combining CD-i full motion with the familiar CD-i visual effects.

Select a visual effect, select the time duration, and select the image. Click the PLAY icon, and be surprised.



Image Ratio Horizontal

This is like the previous feature, but now the full motion sequence is expanded in horizontal direction

and contracted in vertical direction. Click on the arrow-buttons shown on the screen to obtain a horizontal scroll.

Multilingual

Another feature showing the versatility of CD-i full motion: instead of one audio stream, the sequence is provided with 3

audio streams. By clicking a language-icon, you can switch to another language of the voice-over.



Stills Gallery



Upon entry of the Stills Gallery a mosaic of **still pictures** is displayed. Position the cursor on a miniature picture and click action button 1. The picture (coded in CD-i MPEG Full Motion, thus highly compressed) will be shown in full screen format. Click action button 2 to return to the mosaics screen.

➡ To return to the main menu, click the "RETURN" icon in the bottom-right corner of the mosaics screen

MAIN MENU

NON STOP

Bananarama
Pushing the limits

BRIEF INFO

STILLS GALLERY

WORKSHOP

FILMCABINET

Venetian Masks
Nature
Mountain Bike
Bananarama
Explorer
Ski
Dire Straits
Pushing The Limits

EDITROOM

Seamless Jump
Play Control
Window over Full Motion
Video Loop
Image Ratio Vertical
Image Ratio Horizontal
Other Planes
Multilingual

This CD-i demonstrates the possibilities and the technical aspects of CD-i full motion video; therefore your player must be equipped with the "Full-Motion Extension" cartridge.

**FULL
MOTION
VIDEO**